

# Versant 3100i Press

The New Building Blocks of Opportunity




# Further Improvements to the Versant Series. Versatile Media Handling from Long Paper to Heavyweight. Handles Wide Range of Applications and Faster Printing to Support Your Business Expansion.

Versant 3100i Press delivers outstanding and excellent image resolution at faster printing speed to produce more vibrant pictures, smooth graduation and sharper text. In addition to the attractive finishing features of the Versant series, it can also handle long paper, heavyweight paper, and a wide variety of applications. The Versant 3100i Press production printer supports diverse needs and creative finishing versatility at a high performance level.



Long Paper (1200 mm)



Envelope

Heavyweight (400 gsm)

Postcard

Ticket

Business Card

Crease

Cover / Sheet Insertion

Health Handbook

Full Bleed Trim

Long paper (864 mm) 2 Sided



## Versant 3100i Press

Note: Samples in this catalog include those that require separate finishing.

## Versatility & Productivity

# Top-Level Productivity and Versatility with Endless Possibilities

### Maximum Speed at 100 ppm, Fast Printing even for Long Paper and Mixed Jobs

The high-performance print engine achieves excellent productivity of 100 ppm\*1. Image quality adjustment is also optimised during changing of paper and there is almost no downtime when printing mixed jobs\*2 of coated and uncoated paper. High utilisation rate is achieved. The new Air Suction Feeder also prints long paper of 330 x 1200 mm at 16 ppm. Long paper printing is 2.5 times\*3 faster (in-house comparison).

\*1: 52 to 300 gsm, A4.

\*2: When same paper size and speed priority mode is selected.

\*3: Comparing productivity of Versant 3100 Press printing on 330 x 660 mm long paper.

### Maximisation of Printer Productivity with GX Print Server 2

GX Print Server 2 processes high capacity jobs rapidly at high resolution of 1200 x 1200 dpi, 10 bit. It handles variable printing and other high capacity jobs effortlessly and fully maximises the high productivity of the printer.

### “Middle Data Format” Suppresses Capacity and Processes Jobs at High Speed

Text and images are automatically determined and managed in object units. High image quality jobs of large data capacity are processed at high speed while retaining image quality and suppressing the capacity.

### High-Speed Processing Achieved through the “RIP Accelerator Board” Hardware

High-speed tuning is achieved at the hardware level, thus enabling the printer to perform at a faster speed than the physical specification of the server.

Note: Standard equipment. Can be added as an option.

### “High-Speed Serial Transfer Technology” from Print Server to Printer

Data processed at the print server is transmitted to the printer at 4.25 Gbps/channel\* broadband. Errors are automatically detected and corrected, and high reliability is assured.

\*: 2 channels used in 1 colour.



Related Information



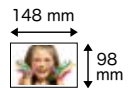
### Supports Long Paper of Maximum 1200 mm

The printer supports a wide variety of paper sizes, from 98 x 148 mm to 330 x 488 mm. The Multi Sheet Inserter for Banner Print is equipped for all configurations and printing on long paper (330 x 660 mm) is also supported. The printer can handle options such as one-sided long paper printing (330 x 1200 mm) and Duplex Automatic Print of long paper (330 x 864 mm), thus expanding its capability for new applications and business.

#### Supported sizes



330x1200 mm



### Able to Handle Various Paper Weight from 52 gsm to 400 gsm

The printer handles a wide selection of media, from thin folded flyers to thick business cards. It also supports heavyweight long paper of up to 350 gsm\*. It is able to meet a wide range of customer needs with its impressive paper handling ability and versatile printing possibilities.

\*: For one-sided printing of long paper of up to 330 x 660 mm from the optional Air Suction Feeder C1-DSXL or Chained Air Suction Feeder C1-DSXL-L. The supported paper weight differs depending on the feeder and paper length. For details, please check “Functions & Specifications”.

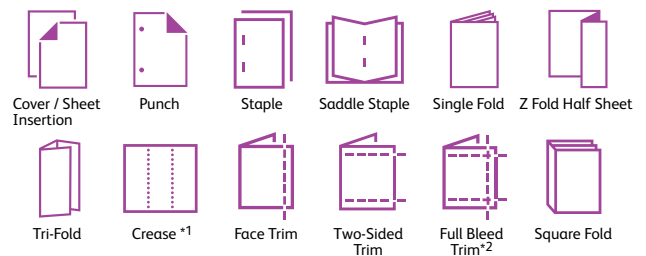
### Wide Variety of Finishing Options

Versant 3100i Press offers a wide variety of finishing options, including A3 Cover Sheet Insertion, Punch, Staple, Saddle Staple, Single Fold, Z Fold Half Sheet/ Tri-Fold, Crease, Face Trim, Full Bleed Trim, and Square Fold. Your jobs are easily completed from print to finishing. It provides automation that keeps you productive while saving time in printing production.



Note: Optional.

#### Finishing Applications



\*1: Up to 5 creases are possible for mountain fold and valley fold.

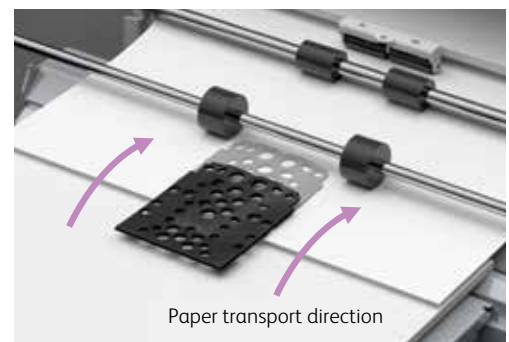
\*2: Full Bleed Trim is performed for Two-Sided Trim and Face Trim.

## New Air Suction Feeder Ensures High Productivity, Reliability, and Paper Versatility

### New Proprietary Technology Enables Continuous Feed Sheet by Sheet for Various Paper Types

The newly developed Air Suction Feeder uses an air suction method to handle paper. With our proprietary shuttle head shape and mechanism that draws up the paper strongly using a small amount of air, it easily separates and delivers various paper types sheet by sheet efficiently. This mechanism improves feed performance for paper types where traditional feed methods cause stress, such as paper with a lot of paper dust, pre-printed paper for offset printing using powder, paper with uneven texture, and coated paper that is prone to sticking. Stable and high-speed feed is achieved for various paper types, from lightweight to heavyweight, small-sized paper and long paper. The Air Suction Feeder\*1 also supports continuous printing of long paper. It can load 100 sheets\*2 of 330 x 1200 mm long paper and 800 sheets\*2 of 330 x 864 mm long paper.

\*1: Air Suction Feeder C1-DSXL, Chained Air Suction Feeder C1-DSXL-L \*2: 90 gsm paper.



## Quality & Reliability

# High Image Quality, Automatic Processing Technology, Reliable System Maximising Uptime

### 1200 x 1200 dpi x 10-bit RIP rendering

RIP resolution of 1200 x 1200 dpi and lossless compression reproduces vibrant colours without compromising the quality of the original image. 10 bit processing delivers smooth gradation.

### Clear Printing of Small Texts and Thin Lines

#### Edge enhancement:

Jaggy, which tends to occur on midtone texts and lines, is suppressed by screen processing on contours, reproducing crisp texts and lines.



#### Adjust Invert Text/Line Weight:

In these processes, the press mitigates crushing of white texts and fattening of black texts when the texts are small. Several levels of toner amount are available for selection for applying to the contour, so that you can set a desirable balance for better readability of texts.



Adjust Invert Text /  
Line Weight OFF



Adjust Invert Text /  
Line Weight ON

### Selectable Screens According to the Object

Various screens are available for selection according to the object such as text or photo. Use our proprietary FM screen when moire patterns appear. The FM screen minimises graininess with appropriate dotdeployment according to the characteristics of xerography and renders smooth image quality.



AM Screen



FM Screen

### Auto Correction of Photos According to the Shooting Condition and Purpose

NIE\* is used to automatically correct the contrast and colour balance of images taken with digital cameras if they appear dark, undersaturated, and colour is unbalanced. A wide variety of images can be corrected, such as colour-fogged photos taken under fluorescent lights, photos to show freshness, and photos to emphasise high definition.



Emphasise Image Vibrancy OFF



Emphasise Image Vibrancy ON

### Stable Colour Reproduction with 3D Calibration

Versant 3100i Press is equipped with a Full Width Array inline sensor that automates colour adjustment in calibration and the X-Rite i1®Pro 3 Spectrophotometer. It supports stable colour reproduction with the high-resolution 3D calibration and feedback feature that supports both single and mixed colours.



### Automated Adjustment with Full Width Array Inline Sensor

Automates the adjustments for colour calibration, image-to-media alignment, image transfer adjustment, density uniformity adjustment and tonal reproduction curve adjustment which are traditionally manually adjusted by operators. This helps to save operation hassle, improve utilisation rate, and ensure stable print quality.

### Preset Registration of Optimal Print Conditions for Every Paper Type

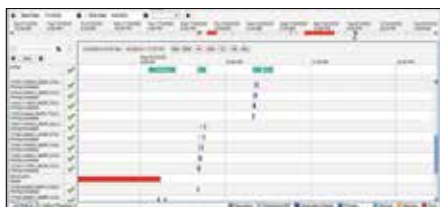
Printer operation settings such as transfer voltage and curl correction accordingly to the paper characteristic can be registered in the Stock Library. This minimises the adjustment required during printing. In addition to our preset recommended paper list, users can customise and register up to 1000 paper types.





## Easy Error Confirmation with Visual Log Display

The GX Print Server 2 is equipped with a timeline function that displays job and printer status and history in chronological order. User job logs can also be easily checked on the screen, allowing for swift action when errors occur.



Timeline screen

## Auto Sheet Clearing During Jams

Provides automatic clearing of remaining paper in the machine after a jam. This reduces jam clearance time and saves hassle for customers.

## Easy to Identify Missing or Repeat Pages in Jams

Offset pages are inserted when a paper jam occurs. This helps to easily identify possible missing or repeat pages.



## Reliable Support System Remote Services\*

Fuji Xerox Remote Services increase machine reliability, uptime, and productivity — making it easier for us to help you make your business stronger. Our Remote Services seamlessly integrate support systems and tools with highly skilled support teams across the globe. These connections enable us to provide proactive and relevant problem resolutions through robust underlying knowledge and comprehensive product understanding.

- Transmit machine data to provide preventive maintenance, predict machine failure, and reduce the time to fix problems.
- Monitor supplies and consumable levels (such as toner) and automatically deliver them, saving time and ensuring you have what you need to keep printing, when you need it.
- Automatically report billing meters saving time and improving accuracy.



\*: Availability depends on location.

## Supported Technologies

### 1 Control Panel

A large 9-inch Liquid Crystal Touch Panel is used for easy control of functions. All settings can be easily accessed. Operators can easily view job status and errors from the LED display.

### 2 VCSEL-ROS / EA-Eco toner\*

The VCSEL-ROS delivers print resolution of 2400 dpi and the energy-efficient EA-Eco toner achieves synergistic effect with toner volume control according to the coated or uncoated paper to deliver high image quality similar to offset printing.



\* Emulsion Aggregation-Eco Toner.

### 3 Air Suction Mechanism / Multifeed Detection Device

The Air Suction Feeder\* is installed with our proprietary air suction mechanism to stabilise various paper for high speed feed. The Multifeed Detection Device detects multiple feeding and ensures documents are printed accurately.

\* Optional.

### 4 Gate-Type Registration Mechanism

This mechanism corrects the tilt of paper moving at high speed and stabilises the paper path.

### 5 Compact Belt Roll Fuser

The compact belt roll fuser provides the uniform heat and pressure needed to fuse images onto a wide variety of paper stocks including heavyweight

### 6 Built-in Twin Decurler

This mechanism immediately corrects paper curl that may affect stable transfer. This helps to achieve stable paper transfer. The amount of correction can be adjusted according to the size and orientation of the paper curl. Various paper types are supported.

### 7 Compact Paper Cooling Device

Versant 3100i Press is installed with a compact paper cooling device which is the standard feature in our high-end production printer models. It helps to stabilise paper transfer and provides smooth finishing for high-quality print jobs.

### 8 Full Width Array

Automates adjustments for colour calibration, image-to-media alignment, image transfer adjustment, density uniformity adjustment and tonal reproduction curve adjustment. This saves the hassle of adjustment and improves machine downtime.

### 9 Real Time Curl Correction

You can visually check and adjust the amount of curl in the printouts in real time by installing the optional Interface Decurler Module D1.

# Various Options Available According to Needs

## Feeding Options (Max. 10300 sheets)

### One High Capacity Feeder Configuration



High Capacity Feeder C3-DS

- Air Assist
- Multifeed Detection

52 to 350 gsm  
2000 sheets x 2 trays



Air Suction Feeder C1-DS

- Air Assist
- Multifeed Detection

52 to 400 gsm  
2100 sheets x 2 trays



Air Suction Feeder C1-DSXL\*1

- 1200 mm Long Paper\*2
- Air Suction
- Multifeed Detection

800 sheets + 2100 sheets



Multi Sheet Inserter for Banner Print

- 600 mm Long Paper
- 52 to 300 gsm
- 250 sheets

Note: The High Capacity Feeder is a required option. Be sure to select a configuration. The Multi Sheet Inserter for Banner Print is equipped for all configurations. It is fitted at the top of the High Capacity Feeder.

\*1: Only the upper tray allows long paper feeding.  
\*2: During 1 Sided Printing. Up to 330 x 864 mm during Duplex Automatic Print.

### Two High Capacity Feeder Configuration



2nd High Capacity Feeder C1-DS+ High Capacity Feeder C3-DS

- Air Assist
- Multifeed Detection

52 to 350 gsm  
2000 sheets x 2 trays x 2 units



Chained Air Suction Feeder C1-DS-L + Chained Air Suction Feeder C1-DS-R

- Air Suction
- Multifeed Detection

52 to 400 gsm  
2100 sheets x 2 trays x 2 units



Chained Air Suction Feeder C1-DSXL-L\*1 + Chained Air Suction Feeder C1-DS-R

- 1200 mm Long Paper\*2
- Air Suction
- Multifeed Detection

52 to 400 gsm  
800 sheets + 2100 sheets+  
2100 sheets x 2 trays

## Output Options (Max. 14500 sheets)



Offset Catch Tray

- Offset Stack



Long Catch Tray

- Long Paper Stacking



Interface Decurler Module D1

- Real Time Curl Correction



Inserter D1

- Cover / Sheet Insertion



High Capacity Stacker A1

- 5000-sheet of Offset Stacking
- Available in single and dual combinations
- Stacker Cart
- Long Paper Stacking\*1



Crease / Two-sided Trimmer D2

- Two-Sided Trim
- Crease



Finisher D6 / Finisher D6 with Booklet Maker / Finisher D6 Plus

- Sort / Stack
- Staple
- Punch\*1
- Saddle Staple / Single Fold\*2
- Z Fold Half Sheet / Tri-Fold\*3
- Long Paper Stacking\*1



SquareFold Trimmer D1

- Face Trim
- Square Fold

Note: For options and trays that can hold long paper output, please check "Functions & Specifications".  
Note: For 3rd Vendor Finisher, please contact your local Fuji Xerox representative.

\*1: Optional.

\*2: For Finisher D6 with Booklet Maker.

\*3: When Folder Unit CD2 is fitted.

## Dimensions

(Unit: mm)



Note: The dimension diagram includes the width of connectors and protrusions between the printer unit and various options.

# Versant 3100i Press Functions & Specifications

## Basic Specifications / Print Function

Item	Description	
Type	Console	
Colour Capability	Full Colour	
Printing Resolution	2400 x 2400 dpi	
Continuous Print Speed <sup>1</sup>	A4	100 ppm
	A3	52 ppm
Paper Size <sup>2</sup>	Tray 1, 2, 3	Standard size: Max A3, Min A5 Custom size: 140 x 182 mm to 330 x 488 mm
	Bypass Tray (Tray 5) <sup>3</sup>	Standard size: Max A3, 11 x 17" Min A6 Custom size: 98 x 148 mm to 330 x 660 mm
Paper Weight	Tray 1, 2, 3	64 to 256 gsm
	Bypass Tray (Tray 5) <sup>3</sup>	52 to 300 gsm <sup>4</sup>
Paper Tray Capacity <sup>5</sup>	Standard	550 sheets x 3-tray
	Optional	Multi Sheet Inserter for Banner Print: 250 sheets High Capacity Feeder C3-DS / 2nd High Capacity Feeder C1-DS: 2000 sheets x 2-tray Air Suction Feeder C1-DS <sup>6</sup> : 2100 sheets x 2-tray + 250 sheets Air Suction Feeder C1-DSXL <sup>6</sup> : 800 sheets <sup>7</sup> + 2100 sheets + 250 sheets Chained Air Suction Feeder C1-DS-R + C1-DS-L <sup>6</sup> : 2100 sheets x 2-tray x 2-connection + 250 sheets Chained Air Suction Feeder C1-DS-R + C1-DSXL <sup>6</sup> : 2100 sheets x 2-tray + 800 sheets <sup>7</sup> + 2100 sheets + 250 sheets
	Max	10300 sheets (Standard + Chained Air Suction Feeder C1-DS-R + C1-DS-L)
Output Tray Capacity <sup>5,8</sup>	500 sheets(A3)	
Power Supply	AC200-240 V +/- 10 %, 24 A, 50/60 Hz common	
Maximum Power Consumption	5.76 kW	
Dimensions <sup>9</sup>	W2670 x D807 x H1110 mm	
Weight <sup>9</sup>	767 kg	

Note: Multi Sheet Inserter for Banner Print cannot be directly connected to the main unit. It is used by connecting to High Capacity Feeder C3-DS. \*1: When continuously printing a single document. 52 to 300 gsm, uncoated paper. Print speed may be reduced depending on conditions of output data, on whether auto image quality adjustment is performed, on whether the job includes a mixture of paper sizes and types, and other reasons. \*2: Image loss width: Lead edge 4.0 mm, Trail edge 2.0 mm, Front 2.0 mm, Rear 2.0 mm. \*3: Bypass Tray is Multi Sheet Inserter for Banner Print. \*4: Banner Printing 52 to 220 gsm. \*5: 90 gsm paper. \*6: Multi Sheet Inserter for Banner Print is included. \*7: 100 sheets for paper longer than 864 mm (90 gsm). \*8: Offset Catch Tray. \*9: Includes main unit and High Capacity feeder C3-DS. Excludes output tray and external print server.

## High Capacity Feeder C3-DS (Optional)

Item	Description	
Paper Size <sup>1</sup>	Standard size: Max A3, 11 x 17", Min A6 Custom size: 98 x 148 mm to 330 x 488 mm	
Paper Weight	52 to 350 gsm	
Feeding Capacity / Number of Tray <sup>2</sup>	2000 sheets x 2-tray	
Power Supply	AC100-120 V +/- 10 %, 6 A, AC220 - 240 V +/- 10 %, 4 A, 50/60 Hz common	
Maximum Power Consumption	880 W	
Dimensions	W988 x D762 x H992 mm	
Weight <sup>3</sup>	245 kg	

Note: When High Capacity Feeder C3-DS is connected to 2nd High Capacity Feeder C1-DS, the optional Multi Sheet Inserter for Banner Print attached to the left module. \*1: When setting main scanning 98 to 182 mm paper, Post Card Kit is required. \*2: 90 gsm paper. \*3 Including Multi Sheet Inserter for Banner Print.

## Air Suction Feeder C1-DS / C1-DSXL (Optional)

Item	Air Suction Feeder	
	C1-DS	C1-DSXL
Paper Size <sup>1</sup>	Standard size: Max A3, 11 x 17", Min A6	
	Custom size: 98 x 148 mm to 330 x 488 mm	Custom size: 210 x 210 mm to 330 x 1200 mm <sup>2</sup> (Upper tray) 98 x 148 mm to 330 x 488 mm (Lower tray)
Paper Weight	52 to 400 gsm <sup>3</sup>	
Feeding Capacity / Number of Tray <sup>4</sup>	2100 sheets x 2-tray	800 sheets <sup>5</sup> + 2100 sheets
Power Supply	AC100-120 V +/- 10 %, 6 A, AC220-240 V +/- 10 %, 4 A, 50/60 Hz common	
Maximum Power Consumption	880 W	
Dimensions	W988 x D762 x H992 mm	W1580 x D762 x H992 mm
Weight <sup>6</sup>	194 kg	213 kg

Note: Multi Sheet Inserter for Banner Print is included. Note: Air Suction Feeder C1-DSXL can feed long paper only from the Upper tray. \*1: When setting main scanning 98 to 182 mm paper, Post Card Kit is required. \*2: Duplex Automatic Print supports paper size up to 330 x 864 mm. \*3: For long paper from 330 x 488 mm to 330 x 660 mm: 52 to 350 gsm; for paper up to 330 x 864 mm: 52 to 300 gsm; for paper up to 330 x 1200 mm: 52 to 256 gsm. Duplex Automatic Print supports paper weight up to 300 gsm. \*4: 90 gsm paper. \*5: 100 sheets for paper longer than 864 mm (90 gsm). \*6: Including Multi Sheet Inserter for Banner Print.

## Offset Catch Tray / Long Catch Tray (Optional)

Item	Description	
	Offset Catch Tray	Long Catch Tray
Paper Size	Standard size: Max A3, 11 x 17", Min A6	
	Custom size: 98 x 148 mm to 330 x 660 mm <sup>1</sup>	Custom size: 98 x 148 mm to 330 x 1200 mm <sup>2</sup>
Paper Weight	52 to 400 gsm	
Paper Capacity <sup>3</sup>	500 sheets	300 sheets (Paper length up to 488 mm) 100 sheets (Paper length above 488 to 864 mm) 10 sheets (Paper length above 864 to 1200 mm)
Dimensions	W406 x D393 x H184 mm	W512 x D396 x 308 mm <sup>4</sup>
Weight	6 kg	4 kg <sup>5</sup>

\*1: Paper capacity is guaranteed up to 488 mm. \*2: When Long Paper Extension Kit is not installed, the capacity is guaranteed up to 660 mm. \*3: 90 gsm paper. \*4: When Long Paper Extension Kit is installed, W941 x D396 x H495 mm. \*5: When Long Paper Extension Kit is installed, 5 kg.

## Print Server [GX Print Server 2 for the Versant 3100i Press]

Item	Description	
Type	External	
CPU	Intel® Xeon® Processor E3-1275 v6 (3.80 GHz)	
Storage device	Hard disk: 2 TB (System) + 2 TB x 3 (RAID0), DVD Multi drive	
Memory capacity	32 GB (Max: 32 GB)	
Server Operation System	Windows 10 IoT Enterprise LTSC 2019 (64bit)	
Page Description Language	Adobe® PostScript® 3™, PDF/VT-1, PDF/VT-2, PPML, VIPP <sup>1</sup>	
Print Data Format	PS, PDF 1.7, PDF/X-1a, PDF/X-3, PDF/X-4, PDF/X-5, EPS, TIFF, JPEG	
Supported Operating System <sup>2</sup>	Windows 10 (32 bit / 64 bit), Windows 8.1 (32 bit / 64 bit) Windows Server 2019 (64 bit), Windows Server 2016 (64 bit) Windows Server 2012 R2 (64 bit), Windows Server 2012 (64 bit) macOS 10.15 / 10.14 / 10.13 / 10.12, OS X 10.11	
Interface	Ethernet: 1000BASE-T / 100BASE-TX / 10BASE-T x 2 USB: USB3.0 x 6 (front side x 2, back side x 4), USB2.0 x 2 (back side)	
Network Protocol	TCP/IP (lpd / FTP / IPP <sup>3</sup> / SMB / JDF / HTTP), Bonjour	
Power Supply	AC100-240 V +/- 10 %, 3.8-1.6 A, 50/60 Hz common	
Maximum Power Consumption	0.4 kW	
Dimensions	W190 x D415 x H365 mm	
Weight	12.5 kg	

\*1: Used with optional software FreeFlow VI Compose. \*2: Please refer to our official website for the latest supported OS. \*3: Used to work with FreeFlow Digital Workflow Collection.

## Finisher D6 / Finisher D6 Plus / Finisher D6 with Booklet Maker (Optional)

Item	Description		
	Finisher D6	Finisher D6 Plus	Finisher D6 with Booklet Maker
Type	Output Tray	Sort / Stack	
	Finishing Tray	Sort (Offset available) / Stack (Offset available)	
	Booklet Tray	-	-
Paper Size	Output Tray	Standard size: Max A3, Min A6 Custom size: 98 x 148 mm to 330 x 1200 mm	
	Finishing Tray	Standard size: Max A3, Min A5 Custom size: 148 x 148 mm to 330 x 488 mm	
Paper Weight	Output Tray	52 to 400 gsm	
	Finishing Tray	52 to 350 gsm	
Paper Capacity <sup>1</sup>	Output Tray <sup>2</sup>	500 sheets (A4)	
	Finishing Tray	[Without Stapling] A4: 3000 sheets JIS B4 or larger: 1500 sheets Mixed Size Stacking <sup>3</sup> : 350 sheets [With Stapling] A4: 200 sets or 3000 sheets JIS B4 or larger: 100 sets or 1500 sheets	[Without Stapling] A4: 2000 sheets JIS B4 or larger: 1500 sheets Mixed Size Stacking <sup>3</sup> : 350 sheets [With Stapling] A4: 200 sets or 2000 sheets JIS B4 or larger: 100 sets or 1500 sheets
Booklet Tray	-	-	20 sets <sup>4</sup>
Staple	Capacity	100 sheets (90 gsm or less) <sup>5</sup>	
	Paper Size	Standard size: Max A3, 11 x 17", Min JIS B5 Custom size: 182 x 182 mm to 297 x 432 mm	
	Paper Weight	52 to 350 gsm	
Position	Single stapling, Dual stapling, 4 stapling		
Punch <sup>6</sup>	Number of Holes	2-hole / 4-hole punch or 2-hole / 3-hole punch (US Specifications)	
	Paper Size	Standard size: Max A3, 11 x 17", Min JIS B5 (2-hole punch, 3-hole punch), A4 (4-hole punch) Custom size: 203 x 182 mm to 297 x 431 mm	
	Paper Weight	52 to 220 gsm	
Booklet Finishing	Capacity <sup>7</sup>	-	Saddle Staple: 30 sheets (90 gsm or less) Single Fold: 5 sheets (220 gsm or less)
	Paper Size	-	Standard size: Max A3, Min JIS B5 Custom size: 182 x 257 mm to 330 x 488 mm
	Paper Weight	-	60 to 350 gsm
Power Supply	AC100-127 V +/- 10 %, 3 A, AC200-240 V +/- 10 %, 1.8 A, 50/60 Hz common		
Maximum Power Consumption	360 W		
Dimensions	W 855 x D 725 x H 1200 mm When Folder Unit CD2 is installed: W1092 x D725 x H1200 mm		W 892 x D 725 x H 1200 mm When Folder Unit CD2 is installed: W1129 x D725 x H1200 mm
Weight	87 kg When Folder Unit CD2 is installed: 142 kg	92 kg When Folder Unit CD2 is installed: 147 kg	107 kg When Folder Unit CD2 is installed: 162 kg

Note: Interface Decurler Module D1 is required. \*1: 82 gsm paper. \*2: For paper longer than 330 x 488 mm, the capacity is not guaranteed. When the optional Banner Print Extension Kit is installed, 150 sheets of long paper up to 330 x 660 mm; 100 sheets of long paper up to 330 x 864 mm; 10 sheets of long paper up to 330 x 1200 mm can be stacked. \*3: When larger size sheets are stacked on top of smaller size sheets. \*4: When 16 sheets/set. \*5: 65 sheets for sizes exceeding A4. \*6: Optional. \*7: The capacity can decrease depending on type and weight of paper being used and other conditions.

# Versant 3100i Press Functions & Specifications

## Folder Unit CD2 (Optional)

Item	Description
Z Fold Half Sheet	Paper Size A3, JIS B4
	Paper Weight 60 to 90 gsm
Tri-fold	Paper Size A4
	Paper Weight 60 to 90 gsm
	Paper Capacity* 30 sheets
Power Supply	AC100-127 V +/- 10 %, 1 A, AC200-240 V +/- 10 %, 0.6 A, 50/60 Hz common
Maximum Power Consumption	120 W
Dimensions	W235 x D725 x H992 mm
Weight	55 kg

Note: Folder Unit CD2 is option for Finisher D6, Finisher D6 Plus and Finisher D6 with Booklet Maker. \*: 82 gsm paper.

## Inserter D1 (Optional)

Item	Description
Paper Size	Standard size: Max A3, Min A5 Custom size: 182 x 148 mm to 330 x 488 mm
Paper Weight	52 to 350 gsm
Paper Capacity*1	250 sheets
Power Supply	Supplied from Interface Decurler Module D1
Dimensions	W700*2 x D725 x H1235 mm
Weight	45 kg

Note: Finisher D6, Finisher D6 Plus, Finisher D6 with Booklet Maker or High Capacity Stacker A1 is required. \*1: 82 gsm paper. \*2: The width of the paper transfer part only when connected to the device is 165 mm.

## Interface Decurler Module D1 (Optional)

Item	Description
Power Supply	AC100-240 V +/- 10 %, 2.5 A (100 V) / 1 A (240 V), 50/60 Hz common
Maximum Power Consumption	250 W
Dimensions	W340 x D725 x H992 mm
Weight	40 kg

Note: Interface Decurler Module D1 is necessary for connecting Finisher D6, Finisher D6 Plus, Finisher D6 with Booklet Maker or High Capacity Stacker A1 to the printer.

## Square Fold Trimmer D1 (Optional)

Item	Description	
Paper Size	Same as the paper size of the Finisher D6 Booklet Finishing.	
Paper Weight	Same as the paper weight of the Finisher D6 Booklet Finishing.	
Booklet Tray Capacity*1	20 sets (15 sheets bind and below), 15 sets (16 sheets bind and above)	
Face Trim	Capacity*2	Saddle Staple: 30 sheets, Single Fold: 5 sheets
	Trim dimensions	2 to 20 mm
Square Fold Capacity*2,3	30 sheets	
Power Supply	AC100-240 V +/- 10 %, 0.8 A (100 V) / 0.4 A (240 V), 50/60 Hz common	
Maximum Power Consumption	96 W	
Dimensions	W1066 x D725 x H552 mm	
Weight	100 kg	

Note: Finisher D6 with Booklet Maker is required. \*1: Paper may not be accepted depending on paper type and other usage conditions. \*2: The capacity can decrease depending on type and weight of paper being used and other conditions. \*3: Square folding is not supported for single-folding and saddle stapling of less than 5 sheets.

For other Specifications, please refer to our official website.

### Notes

- To comply with paper weight specifications, it is recommended to use Fuji Xerox recommended paper. Document may not be printed correctly depending on usage conditions.
- Functional spare parts will be available for at least 7 years after the product is no longer manufactured.

Apple, iPhone, AirPrint, iPad, iPad Air, iPad Pro, iPod touch, and Mac are trademarks of Apple Inc., registered in the U.S. and other countries. All product names and company names mentioned in this brochure are trademarks or registered trademarks of their respective companies. The product specifications, appearance and other details in this brochure are subject to change without notice for improvements. The available model varies depending on the country/region. Please ask the sales representatives for details.

**Reproduction Prohibitions** Please note that reproduction of the following is prohibited by law : Domestic and foreign currencies, government-issued securities, and national bonds and local bond certificates. Unused postage stamps, post cards, etc.  
Certificate stamps stipulated by law. Reproducing works forming the subject matter of copyright (literary works, musical works, paintings, engravings, maps, cinematographic works, drawings, photographic works, etc.) is not permitted unless the reproduction is for the purpose of personal use, family use or other similar uses within a limited circle.

## Crease / Two-sided Trimmer D2 (Optional)

Item	Description	
Two-sided Trim	Paper Size	Standard size: Max A3, Min A4 Custom size: 194 x 210 mm to 330 x 488 mm
	Paper Weight	52 to 350 gsm
	Trim dimensions	One side: 6 to 25 mm
Crease	Paper Size	Standard size: Max A3, Min JIS B5 Custom size: 182 x 210 mm to 330 x 488 mm
	Paper Weight*1	60 to 350 gsm
	Number of lines*2	1 to 5
Power Supply	AC100-240 V +/- 10 %, 4 A (100 V) / 2 A (240 V), 50/60 Hz common	
Maximum Power Consumption	480 W	
Dimensions	W605 x D725 x H992 mm	
Weight	128 kg	

Note: Finisher D6, Finisher D6 Plus or Finisher D6 with Booklet Maker is required. \*1: When using the booklet finishing, 157 gsm or more is supported for single sheet. \*2: The continuous print speed will decrease significantly as the number of lines increases.

## Finishing Transport (Optional)

Item	Description
Power Supply	AC100-240 V +/- 10 %, 5 A (100 V) / 2 A (240 V), 50/60 Hz common
Maximum Power Consumption	500 W
Dimensions	W 593 x D 652 x H 1004 mm
Weight	65 kg

Note: Finishing Transport and Finisher D6 Plus are required for connecting a third party vendor finisher to the printer.

## High Capacity Stacker A1 (Optional)

Item	Description	
Paper Capacity*1	Output Tray*2	500 sheets*3
	High Capacity Stacker – Stacker Cart	5000 sheets
Paper Size	Output Tray	Standard size: Max A3, Min A6 Custom size: 98 x 148 mm to 330 x 1200 mm
	High Capacity Stacker – Stacker Cart	Standard size: Max A3, Min JIS B5 Custom size: 203 x 182 mm to 330 x 488 mm
Paper Weight	Output Tray	52 to 400 gsm
	High Capacity Stacker – Stacker Cart	52 to 300 gsm
Power Supply	AC100-240 V +/- 10 %, 1.5 A (100 V) / 0.8 A (240 V), 50/60 Hz common	
Maximum Power Consumption	192 W	
Dimensions	W800 x D725 x H1042 mm	
Weight*4	155 kg	

Note: Interface Decurler Module D1 is required. \*1: 80 gsm paper. \*2: For paper longer than 330 x 488 mm, the capacity is not guaranteed. When the optional Banner Print Extension Kit is installed, 100 sheets of long paper up to 330 x 864 mm; 10 sheets of long paper up to 330 x 1200 mm can be stacked. \*3: When the optional Banner Print Extension Kit is installed, 250 sheets. \*4: Including Stacker Cart.



Adobe PostScript 3



Adobe PDF Print Engine 4



PANTONE Digital Color



### For Your Safety

Before using the product, read the Instruction Manual carefully for proper use. Use the product with the power source and voltage specified. Be sure to establish ground connection. Otherwise, electronic shock may result in the case of a failure or short circuit.

fujifilm.com/fbau

# FUJIFILM

For more information or detailed product specification, please call or visit us at  
**FUJIFILM Business Innovation Australia Pty. Ltd.**

8 Khartoum Road MACQUARIE PARK NSW 2113 Australia  
Tel. 13 14 12

# FUJI XEROX

FUJIFILM and FUJIFILM logo are registered trademarks or trademarks of FUJIFILM Corporation.

This document includes Fuji Xerox product(s), licensed from Xerox Corporation. The distributor of the product(s) is FUJIFILM Business Innovation Corp.

Xerox, Xerox and Design, Fuji Xerox Design, as well as CentreWare, DocuTech, DocuShare, DocuPrint, FreeFlow, Global Print Driver, iGen, Iridesse, PersonalEffect, Phaser, Primelink, UCHART, UDIRECT, UIMAGE, USTORE, Versant, VIPP, Nuvera, and XMPIE are registered trademarks or trademarks of Xerox Corporation in Japan and/or other countries.